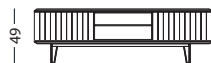


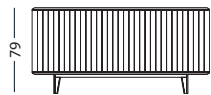
# Corda




165  
KT3S1P2  
głębokość 48



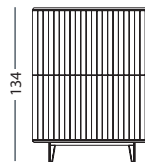
220  
KT4S2P2  
głębokość 48



165  
K3D3  
głębokość 48



220  
K4D4  
głębokość 48



134  
110  
K2D4  
głębokość 48

**KLER**